

Disabled Legacies

Beyond Access
and Inclusion

Pre-event Information

Gathering guidelines

Hygiene Recommendations – If you are feeling unwell, we are livestreaming the event so you may want to join us remotely.

Hand Hygiene – Hand sanitiser will be provided throughout the spaces. Please use it regularly.

Masks – We encourage attendees to wear a face mask if it makes them feel more comfortable. Face masks will be available free of charge at the welcome desk .

Access Support – Our staff are disability trained and can be identified by their blue lanyards. Please feel free to approach them if you have questions or need support. An information point will also be available in the Social Foyer, outside the Gathering Space, where you can ask questions or request support before or during the event. If there is no one at the information point, they might be assisting someone else, so please wait for them to return.

British Sign Language (BSL) – BSL interpreters will be present to interpret presentations on both 27 and 28 February.

Assistance Animals – Guide animals are permitted at the venue and at the event. If you are bringing an assistance animal, we ask that you please let us know prior to the event.

Live Captioning – This will be provided by Voice Box (www.voiceboxagency.co.uk) in English throughout. Please use the link below so you can have access to live captioning on your phone or another device. You can change the font style, size and colour of the text to make it easier to read.

https://www.streamtext.net/player?event=Disabled_Legacies

Open Door Policy – This is in place for most sessions. We hope this gathering will be somewhat informal so, in most sessions, you will be able to come and go as you need in relation to your own levels of energy and stimulation. We will make it clear if this is not the case.

'No Photo' Lanyards – Yellow lanyards are available at the welcome desk on the ground floor, or you can ask a member of staff wearing a blue lanyard. These indicate that you do not wish to be photographed. We will not print or share photos of anyone wearing these lanyards.

Breaks – Most sessions are no more than an hour followed by a pause and dedicated time for processing before a break.

Catering – Tea, coffee and water refreshments will be provided where highlighted in the programme. Suggestions for nearby lunch eateries have been listed and highlighted later on in the map section of this booklet.

We recognise that Ramadan is taking place during the February event and some people may be fasting. If you need any support, please speak to a member of staff.

The Resting Room – This is a dedicated quiet space. The room is soundproofed, though there may be some occasional background noise. You can come and go whenever you wish. This is not a space for conversation. It is located in the basement in Seminar Room A to the left of the main Gathering space.

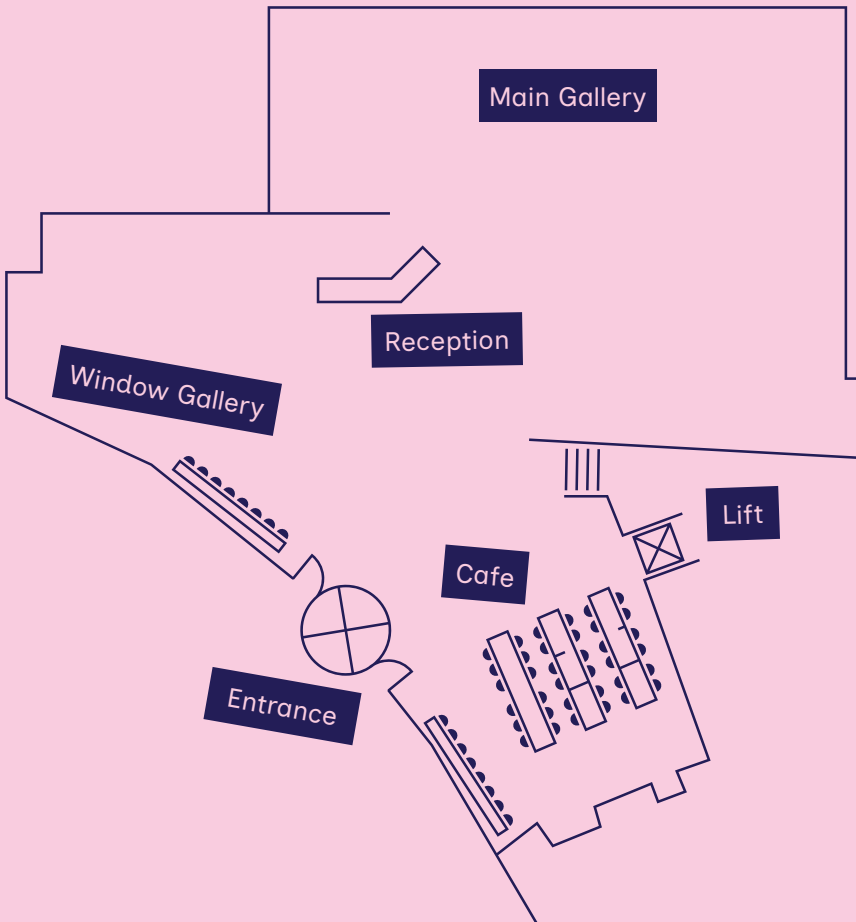
Fragrance-free policy – To accommodate individuals with chemical sensitivities, allergies or asthma, we ask that all attendees and speakers do not wear fragrance throughout the duration of this event.

Lighting – Where possible, we will try to avoid fluorescent lighting and dim the lights in the presentation space, as long as this does not detract from contributions.

Self-describe (optional) – We invite speakers and attendees to self-describe when introducing themselves, if they're comfortable with this. This helps make the event more accessible for blind and partially sighted people and supports an inclusive experience for everyone. You might share your name, role, a brief visual description and pronouns, if you wish.

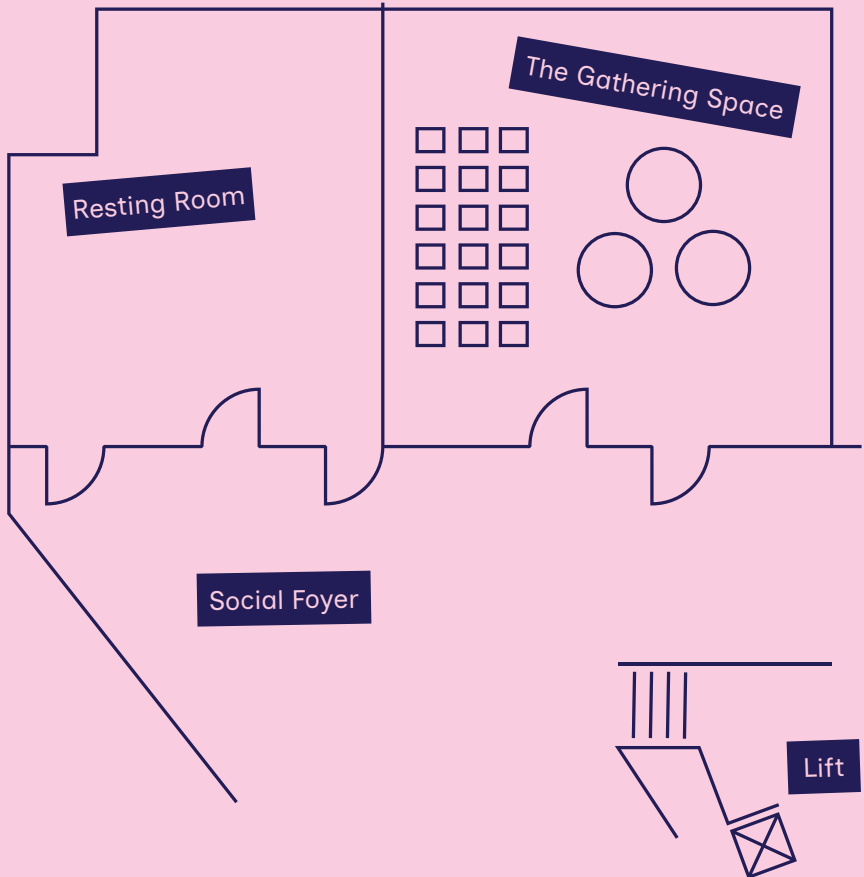
Map of spaces – Building Centre

Ground Floor



Drawings shown at different scales

Basement – Event Spaces



Induction loop (hearing aid system) available

Ground Floor

- Level entrance from the street
- Welcome desk
- Lift from Ground Floor to Basement

This lift is located by the cafe, and will also take Speakers and Chairs to the Boardroom on Level One.

- Accessible bathroom

Lower Floor / Basement

- Social Foyer
- Accessible bathroom
- Gender neutral bathrooms
- Gathering Space
- Resting Room

The Gathering Space

Middle conference room on the lower floor/ basement. This will be the main space for our contributions and performances.

Resting Room

This room is located to the side of the Gathering Space. This space will be a dedicated zone for stillness, reflection and rest. We encourage minimal to no talking in this room so that there is a calm, quiet space to retreat to.

Social Foyer

Located just outside of the Gathering Space and Resting Room. This area will act as a natural transition place between sessions, where you can enjoy refreshments. We encourage informal knowledge sharing and

Who you might meet at this gathering

Blue Lanyard for Staff

Ella, Femi, Kathleen

Green Lanyard for Conveners

Sria, Kenny, Okka

Black Lanyard for Presenters

Yellow Lanyard for those

that don't want to be photographed

How to get to the Building Centre

By public transport

The Building Centre is a short distance from several mainline railway stations.

Euston (15 mins), King's Cross / St Pancras (25 mins), Charing Cross (23 mins). Nearest underground stations are Goodge Street (Northern Line) Tottenham Court Road (Northern, Central and Elizabeth Lines), Euston Square (Circle, District and Metropolitan Lines), Russell Square (Piccadilly Line) and Warren Street (Victoria Line).

The Building Centre is well served by bus routes from all directions. For details of the most appropriate route for your journey visit www.tfl.gov.uk/journeyplanner

By road

Store Street is a one-way street accessed from Tottenham Court Road. Visitors can be dropped off at the front door of the Building Centre and limited metered street parking is available in adjacent streets with several NCP car parks nearby. Store Street is in a Congestion Charge Zone.

By bike

There is a cycle hire station immediately outside the Building Centre and limited unsheltered bicycle parking is available in Store Street. Visitors using folding bicycles can store them inside.

Accessibility

The Building Centre is committed to making its services and public programme as accessible and inclusive as possible.

Main front door

Level entry to push-button door

Reception

Low level reception desk without barriers

Toilets

There are accessible toilets on the ground and lower ground floors

Assistance animals

You are most welcome to bring along your assistance animals

Induction loops

There are fixed induction loops in our Seminar Spaces. So we are best placed to support your visit, should you have any specific questions relating to accessibility, don't hesitate to get in touch by emailing office@buildingcentre.co.uk

Map and local eateries

Guide

PMC — Paul Mellon Centre

TBC — The Building Centre

1 — Building Centre Cafe
(open only Friday)

2 — Store Street Espresso

3 — Life Goddess

4 — Honey & Co

5 — Seoul Plaza

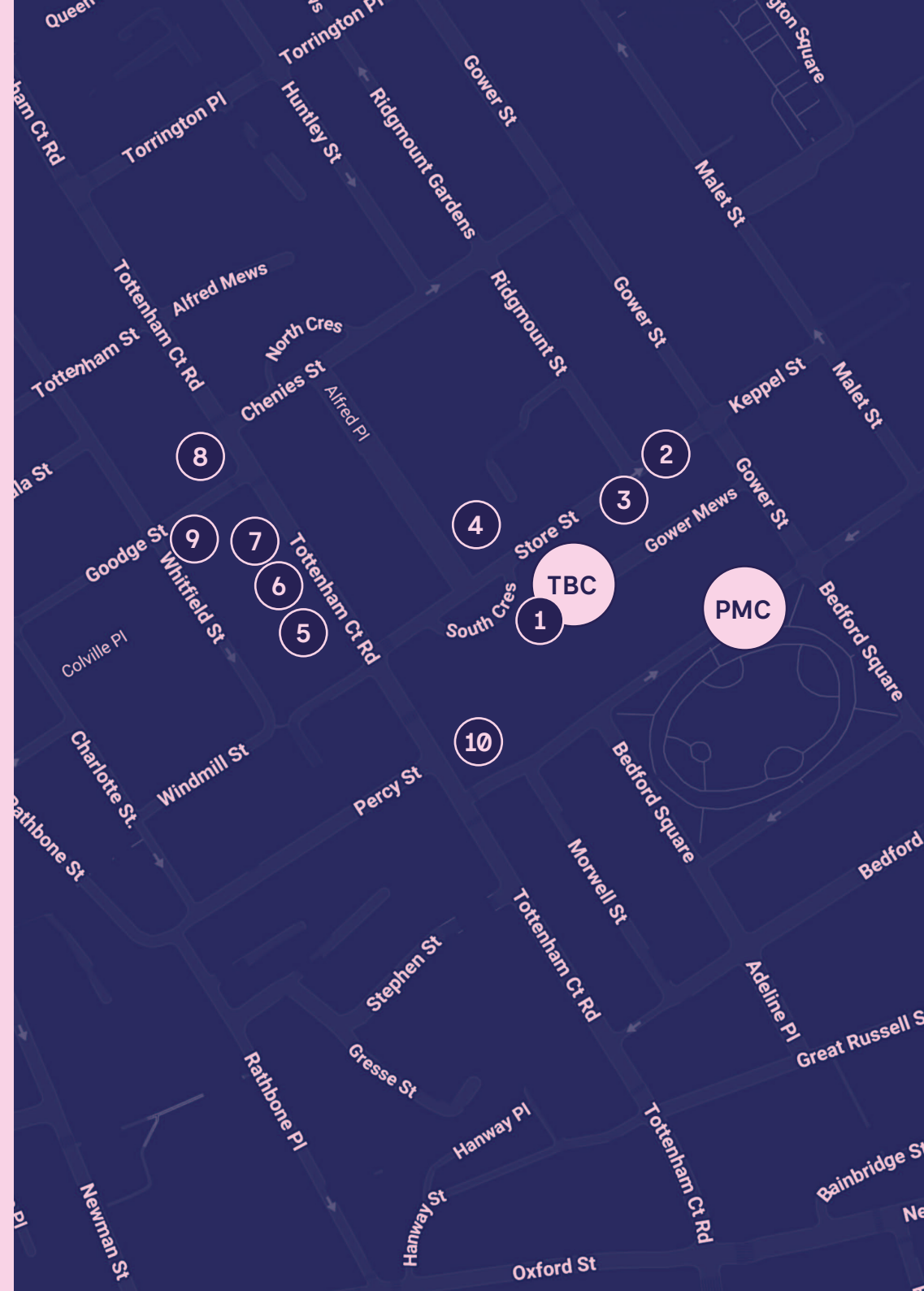
6 — Rudy's Pizza

7 — M&S Food

8 — Pret a Manger

9 — Tesco Express

10 — Farmer J



We warmly welcome all visitors to the Paul Mellon Centre. For information on accessibility at the Centre, please refer to our [Accessibility Film](#) via the link below, as well as our [Accessibility Guide](#) and diagrams showing public areas of the building, in the downloads section beneath it.

Any activities that take place at the Centre will be on the ground floor. This is not step-free but a portable ramp can be made available.

The Centre is happy to offer assistance to visitors wherever possible and if you have any further queries please contact us at, events@paul-mellon-centre.ac.uk. Please note that there is no lift access at the Paul Mellon Centre.



**Can the legacies of Disability
Art and Culture take us beyond
access and *inclusion*?**
**Can Disability Justice help us
create and lead all of us to live
better lives?**